

Get a free Trial

DCA Spotmilk NL

29,50 -1,00
-3,3%

€/ 100 kg

DCA Spotmilk DE (north)

29,00 -1,50
-4,9%

€/ 100 kg

DCA Spotmilk DE (south)

30,50 -3,00
-9,0%

€/ 100 kg

DCA Cream NL (FCA)

4990 -405
-7,5%

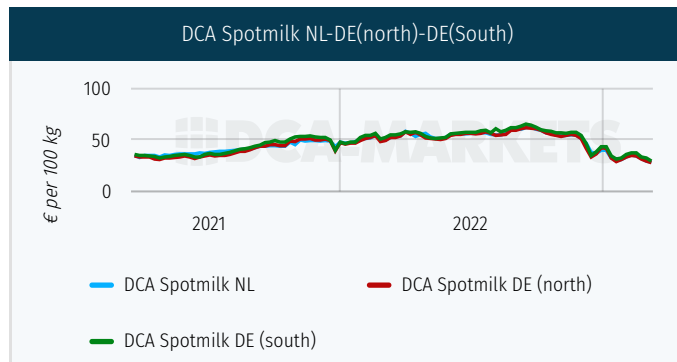
€/ ton

DCA Skimmed milk

1485 -270
-15,4%

€/ ton

Liquid dairy prices trending weaker in Northwest-Europa. Demand is light while milk production seasonally moving up. The combination of these factors pushes the market to lower levels. Liquid dairy prices are relatively cheap now in relation to butter, cheese, and milk powder.



DCA Foil Cheese Gouda

3175 -75
-2,3%

€/ ton

DCA Mozzarella

3090 -25
-0,8%

€/ ton

DCA Foil Cheese Edam

3180 -10
-0,3%

€/ ton

DCA Cheddar Mild

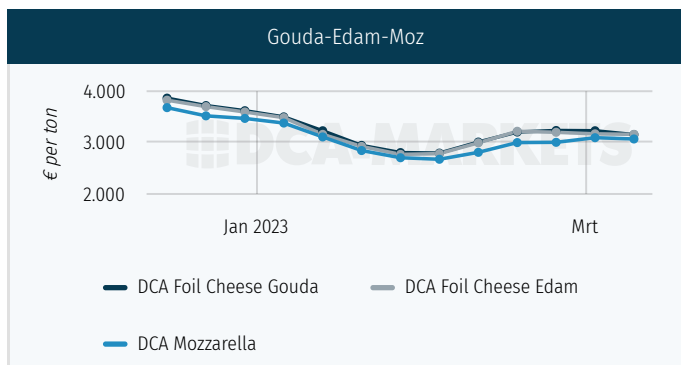
4100 +115
+2,9%

€/ ton

DCA Cheddar Curd

4040 +175
+4,5%

€/ ton



Cheese prices (Gouda and Edam) move down this week. The Cheddar quotations rise to higher levels, although market sentiment is even weak. Demand from retail and food service is light. Despite that, producers in the Netherlands and Germany are still comfortable with the situation.

DCA Fresh Lactic Butter

4735 +40
+0,9%

€/ ton

Butter - Germany

4600 -215,00
-4,4%

€/ ton

Butter - United States

5383 +12,13
+0,2%

\$/ ton

Butter - EU

4982 +11,00
+0,2%

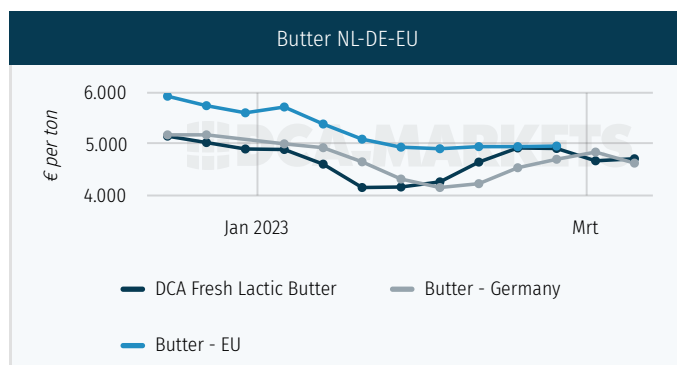
€/ ton

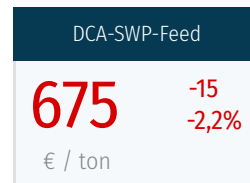
Butter GDT

4899 -23,00
-0,5%

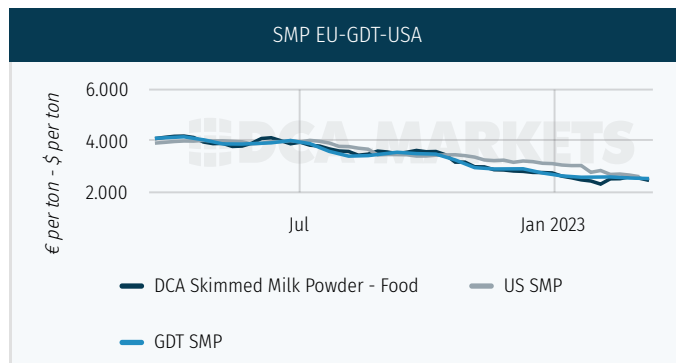
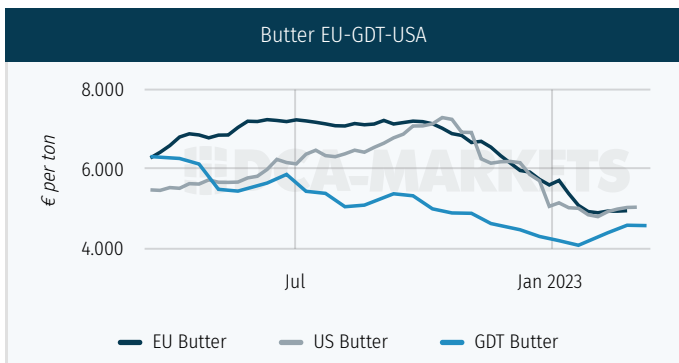
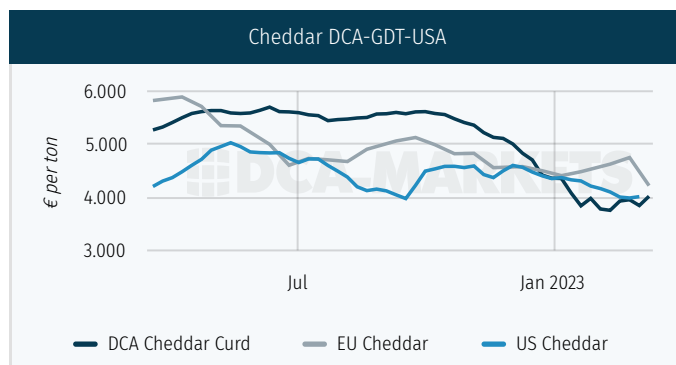
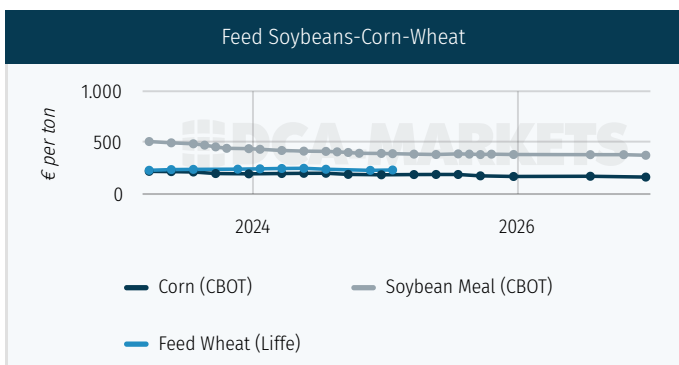
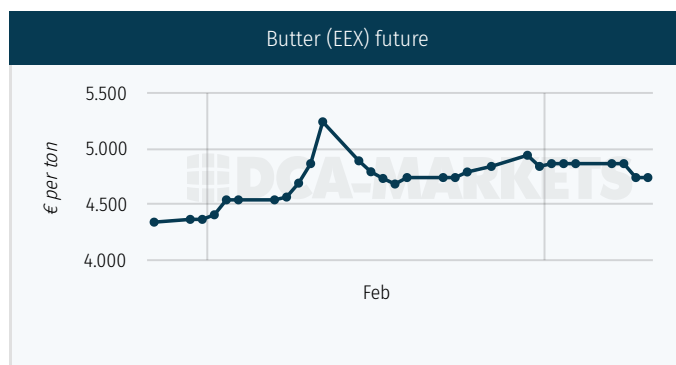
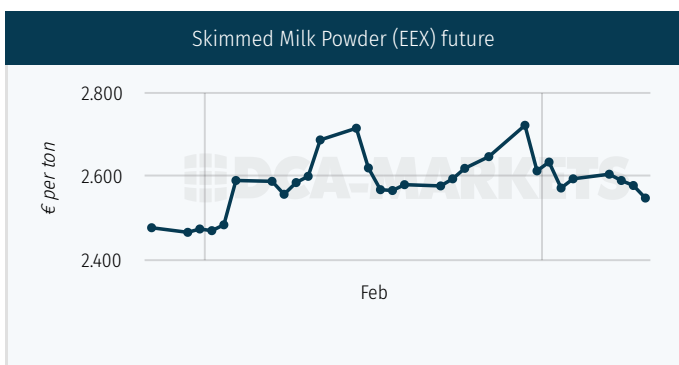
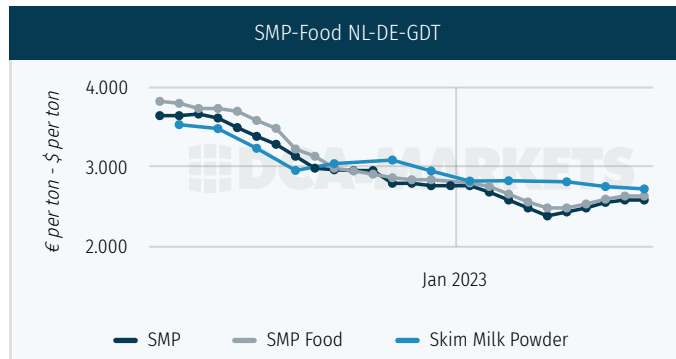
\$/ ton

Liquid dairy prices trending weaker in Northwest-Europa. Demand is light while milk production seasonally moving up. The combination of these factors pushes the market to lower levels. Liquid dairy prices are relatively cheap now in relation to butter, cheese, and milk powder.

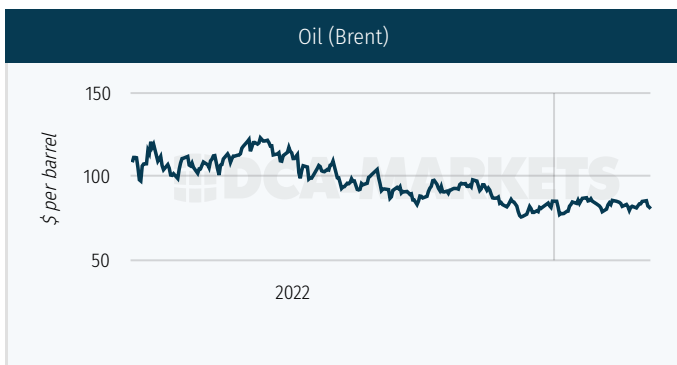




The milkpowder market remains difficult. Prices are again a bit under pressure, as the milk flow increases and exports stay weak. Buyers in the B2b-segment are also reluctant to do much business, as they expect prices to come further down in the coming weeks. a small positive aspect for those players who are active on the spot market is that concentrates have become much cheaper, making powder production in this segment rather profitable. This however, squeezes the margins on normal powder production further.



Milk Supply										
Month	NL	USA	AU	DE	FR	IT	IE	PL	NZ	UK
Average	1.155,92	8.233,83	759,74	2.676,17	1.997,06	1.070,91	860,42	1.062,77	1.749,70	
Jan 2023	1.210,89	8.377,40							2.352,00	
Dec 2022	1.167,99	8.221,36							2.588,00	
Nov 2022	1.113,48	7.927,43	819,90				515,26	1.012,04	2.834,00	
Okt 2022	1.139,85	8.189,61	889,60	2.610,51	1.937,52	1.025,14	712,71	1.025,14	3.025,00	
Sep 2022	1.105,98	7.936,51	798,10	2.550,61	1.830,91	1.015,99	808,70	1.022,76	2.507,00	
Aug 2022	1.147,71	8.263,55	1.230,30	2.680,97	1.876,03	1.045,76	953,11	1.079,17	1.329,00	
Jul 2022	1.164,10	8.336,57	570,20						288,00	
Jun 2022	1.148,20	8.222,72	569,80	2.703,90	2.003,37	1.079,31	1.092,14	1.090,85	234,00	
Mei 2022	1.206,82	8.562,92	614,50	2.825,56	2.192,94	1.114,03		1.127,63	911,00	
Apr 2022	1.154,14	8.300,29	585,50	2.685,44	2.141,61	1.145,23	1.080,58	1.081,81	1.429,00	



We know you have more to do, than look for commodities and price assessments in all different places! That is why we provide you with a wide range of price assessments made exclusively by DCA-markets, for the markets of potatoes, onions, dairy, cattle feed, pigs, manure and carrots. We also offer you other relevant and related commodities. All of this conveniently combined in one place, and customizable in your own personal dashboards with the possibility to distributed this via automated newsletters like this one.

See DCA-markets.com for more!

[Get a free Trial](#)