

Get a free Trial

DCA Spotmilk NL

56,00 +0,50
+0,9%
€/ 100 kg

DCA Spotmilk DE (north)

56,50 +1,00
+1,8%
€/ 100 kg

DCA Spotmilk DE (south)

58,50 +1,00
+1,7%
€/ 100 kg

DCA Cream NL (FCA)

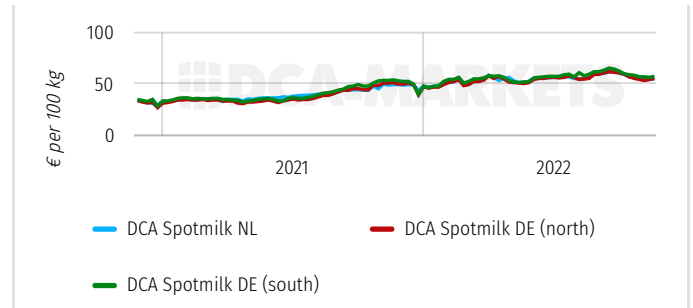
7625 +220
+3,0%
€/ ton

DCA Skimmed milk

2640 -65
-2,4%
€/ ton

Cream and spotmilk prices moving up a bit. Demand is more attractive now producers are prepare themselves for Christmas deliveries. Commodity market is still weak so it seems as a temporal move.

DCA Spotmilk NL-DE(north)-DE(South)



DCA Foil Cheese Gouda

4525 -115
-2,5%
€/ ton

DCA Mozzarella

4440 -85
-1,9%
€/ ton

DCA Foil Cheese Edam

4500 -110
-2,4%
€/ ton

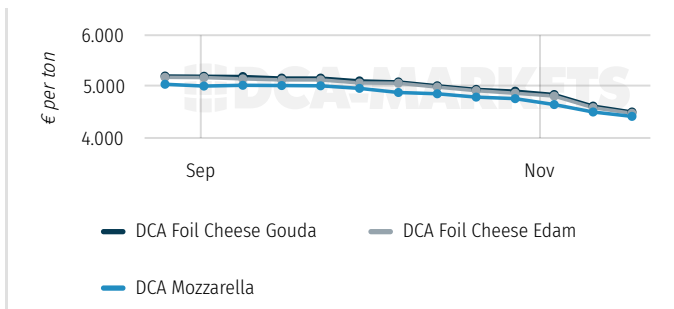
DCA Cheddar Mild

5190 -100
-1,9%
€/ ton

DCA Cheddar Curd

5150 -90
-1,7%
€/ ton

Gouda-Edam-Moz



Downtrend on cheese market continues. Demand is very weak and stocks are growing. Market is waiting for demand impulses but they are not visible.

DCA Fresh Lactic Butter

5965 +160
+2,8%
€/ ton

Butter - Germany

6100 +75,00
+1,2%
€/ ton

Butter - United States

6385 -486,12
-7,1%
\$/ ton

Butter - EU

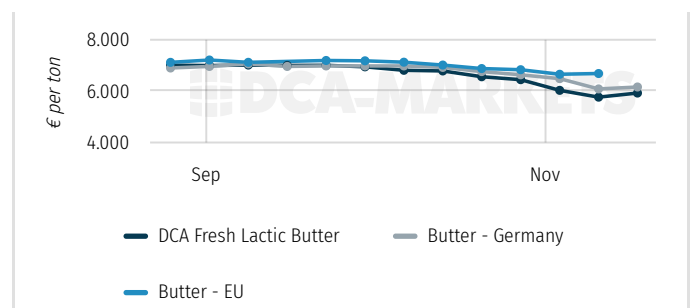
6724 +29,10
+0,4%
€/ ton

Butter GDT

4829 -39,00
-0,8%
\$/ ton

Cream and spotmilk prices moving up a bit. Demand is more attractive now producers are prepare themselves for Christmas deliveries. Commodity market is still weak so it seems as a temporal move.

Butter NL-DE-EU



DCA-SMP-Food

2920 -110
€ / ton -3,6%

DCA-SMP-Feed

2820 -75
€ / ton -2,6%

DCA-FCMP

4500 -40
€ / ton -0,9%

DCA-SWP-Food

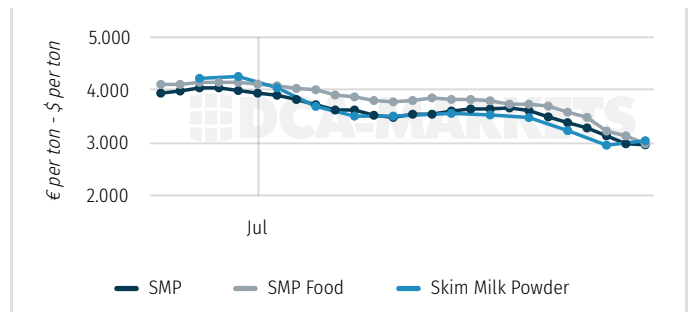
1015 -60
€ / ton -5,6%

DCA-SWP-Feed

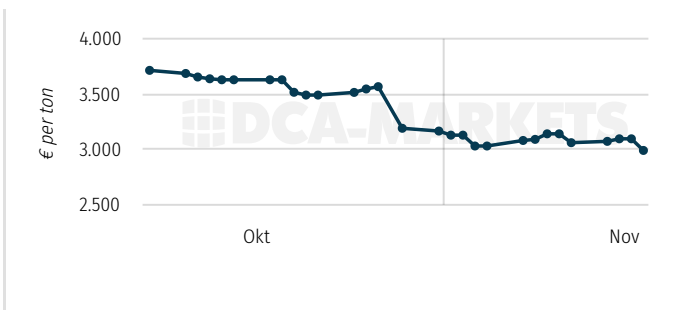
900 -10
€ / ton -1,1%

Milk powder prices are again under pressure, despite upgoing prices on GDT earlier this week. The recovery of the European currency doesn't help to create more demand from export market. The internal demand in Europe is also weak, meanwhile stocks are growing.

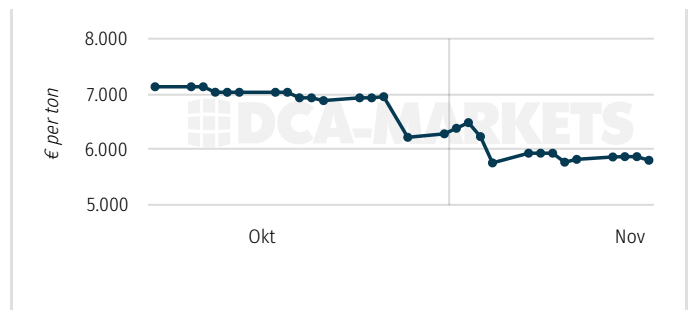
SMP-Food NL-DE-GDT



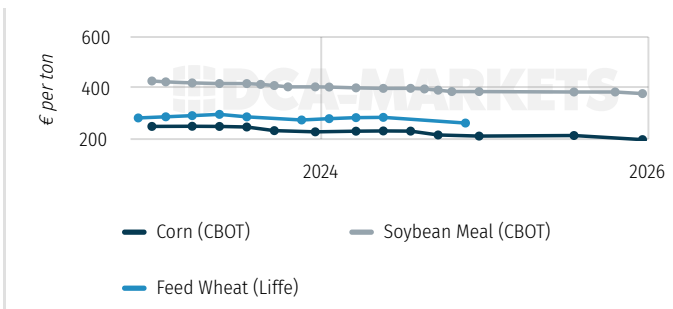
Skimmed Milk Powder (EEX) future



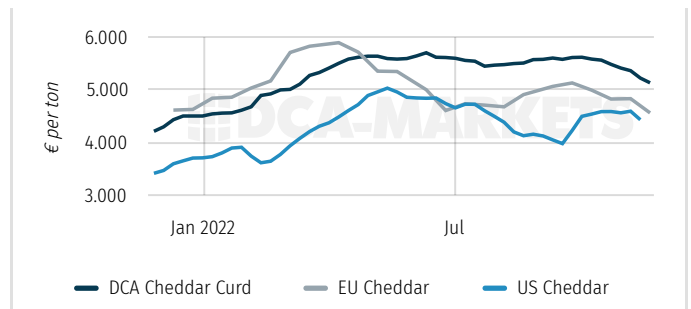
Butter (EEX) future



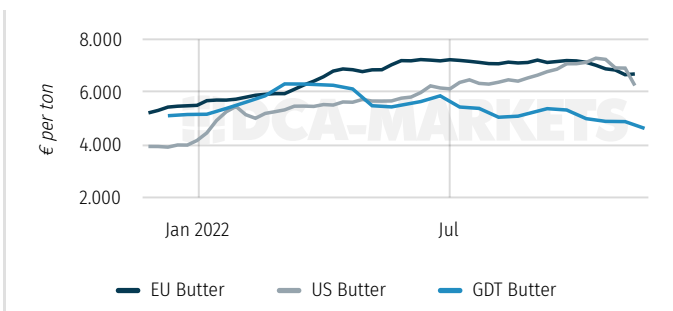
Feed Soybeans-Corn-Wheat



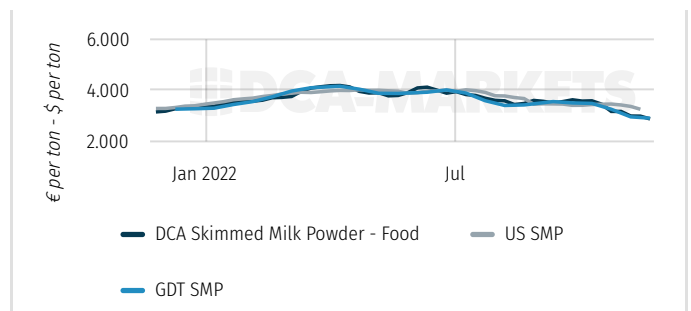
Cheddar DCA-GDT-USA



Butter EU-GDT-USA



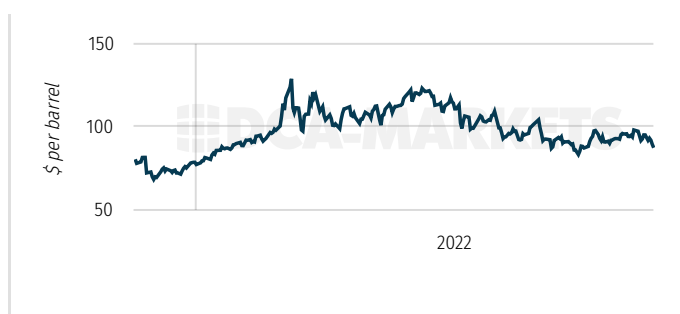
SMP EU-GDT-USA



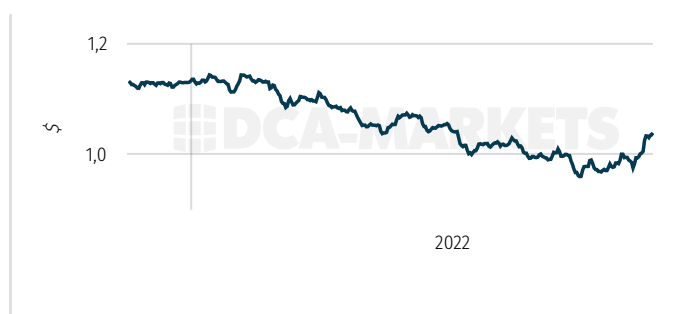
Milk Supply

| Month | NL | USA | AU | DE | FR | IT | IE | PL | NZ | UK |
|----------------|----------|----------|----------|----------|----------|----------|----------|----------|----------|----|
| <i>Average</i> | 1.145,77 | 8.215,37 | 725,70 | 2.676,74 | 2.077,89 | 1.091,01 | 680,21 | 1.076,22 | 1.520,70 | |
| Okt 2022 | 1.139,85 | | | | | | | | | |
| Sep 2022 | 1.105,98 | 7.942,40 | 800,00 | | | | | | 2.507,00 | |
| Aug 2022 | 1.147,71 | 8.263,55 | 1.230,30 | | | | 953,11 | | 1.329,00 | |
| Jul 2022 | 1.164,10 | 8.336,57 | 570,20 | | | | | | 288,00 | |
| Jun 2022 | 1.148,20 | 8.222,72 | 569,80 | 2.703,90 | 2.003,37 | 1.079,31 | 1.092,14 | 1.090,85 | 234,00 | |
| Mei 2022 | 1.206,82 | 8.562,92 | 614,50 | 2.825,56 | 2.192,94 | 1.114,03 | | 1.127,63 | 911,00 | |
| Apr 2022 | 1.154,14 | 8.300,29 | 585,50 | 2.685,44 | 2.141,61 | 1.145,23 | 1.080,58 | 1.081,81 | 1.429,00 | |
| Mrt 2022 | 1.187,38 | 8.527,54 | 596,40 | 2.778,36 | 2.165,90 | 1.116,22 | 826,19 | 1.117,54 | 1.809,00 | |
| Feb 2022 | 1.067,67 | 7.574,99 | | 2.484,12 | 1.937,28 | 1.029,21 | 365,74 | 1.005,42 | 1.773,00 | |
| Jan 2022 | 1.157,93 | 8.255,38 | | | 2.104,58 | 1.096,86 | 179,85 | 1.078,66 | 2.324,00 | |
| Dec 2021 | 1.123,72 | 8.167,38 | 838,90 | 2.583,05 | 1.999,53 | 1.056,21 | 263,86 | 1.031,62 | 2.603,00 | |

Oil (Brent)



EUR / USD



We know you have more to do, than look for commodities and price assessments in all different places! That is why we provide you with a wide range of price assessments made exclusively by DCA-markets, for the markets of potatoes, onions, dairy, cattle feed, pigs, manure and carrots. We also offer you other relevant and related commodities. All of this conveniently combined in one place, and customizable in your own personal dashboards with the possibility to distributed this via automated newsletters like this one.

See DCA-markets.com for more!

Get a free Trial

