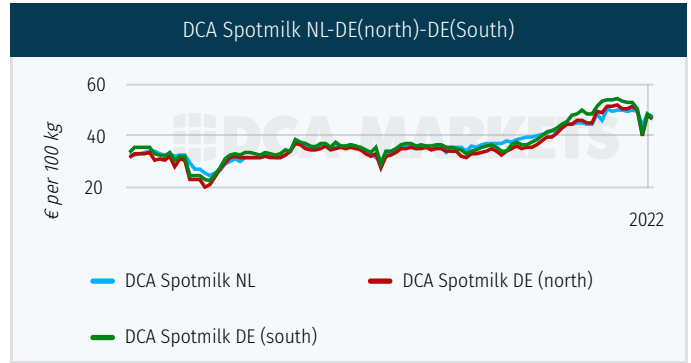


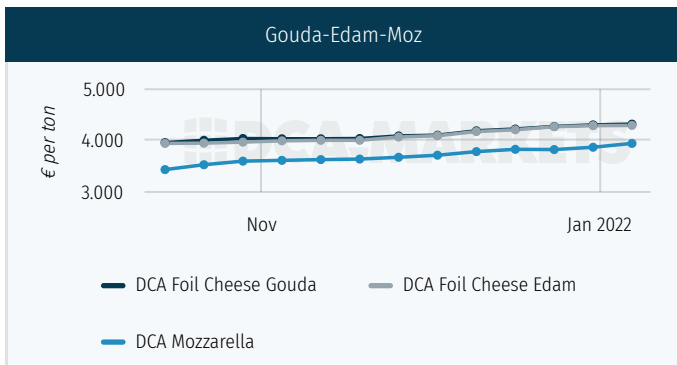
Get a free Trial

DCA Spotmilk NL 48,00 -1,00 -2,0% € / 100 kg	DCA Spotmilk DE (north) 47,00 -1,50 -3,1% € / 100 kg	DCA Spotmilk DE (south) 47,50 -1,50 -3,1% € / 100 kg	DCA Cream NL (FCA) 6740 -65 -1,0% € / ton	DCA Skimmed milk 3175 +125 +4,1% € / ton
---	---	---	--	---

Milk trading started at slightly lower prices compared to last week. Volumes are not high but neither is demand partly because today (6 November) is a holiday in some countries. Cream traded higher in the beginning of the week but prices came down considerably on Tuesday and the rest of the week. Polish butter is pushing prices down in Western Europe. Good demand for SMC pushed prices up.



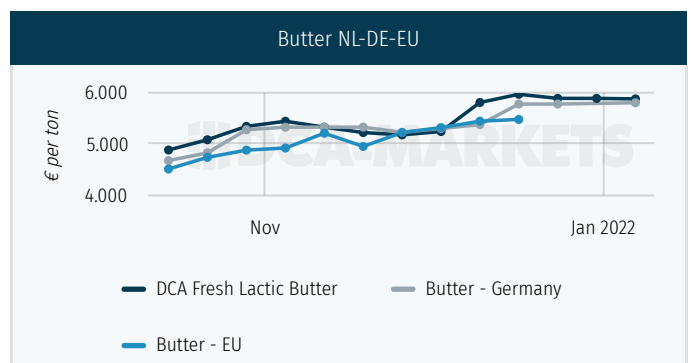
DCA Foil Cheese Gouda 4340 +15 +0,3% € / ton	DCA Mozzarella 3965 +75 +1,9% € / ton	DCA Foil Cheese Edam 4315 +5 +0,1% € / ton	DCA Cheddar Mild 4545 +20 +0,4% € / ton	DCA Cheddar Curd 4560 +40 +0,9% € / ton
---	--	---	--	--

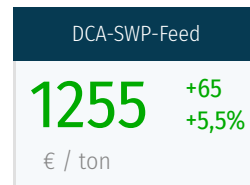
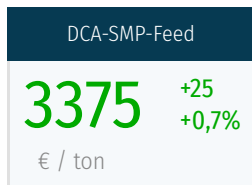


After Monday trading picked up quickly at higher prices. There is a good demand and producers say that they are sold out for Q1. So it is more of a Traders game now and they expect prices to rise a bit more in the upcoming weeks. Mozzarella is getting more and more in line with other cheese/product.

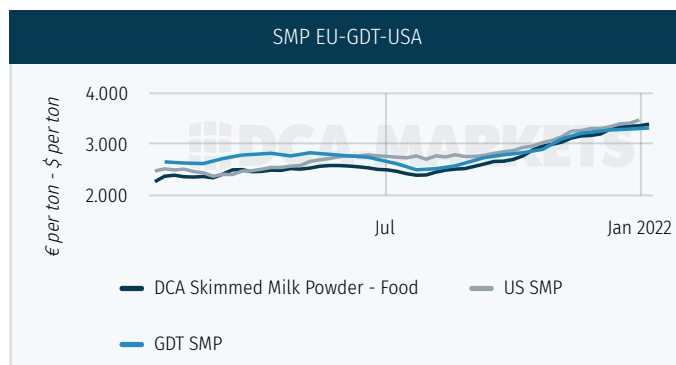
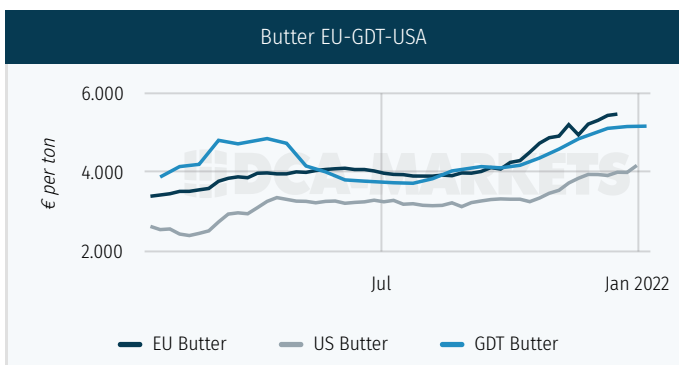
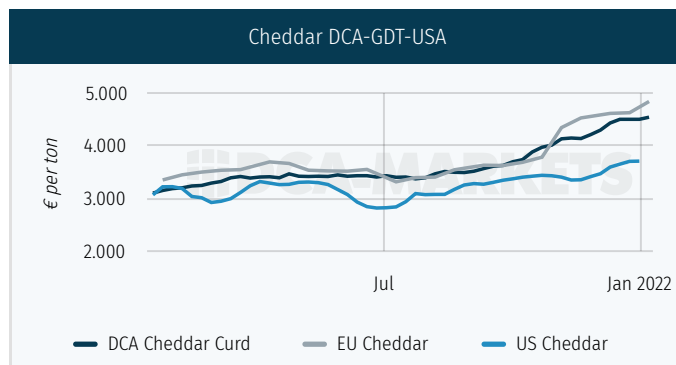
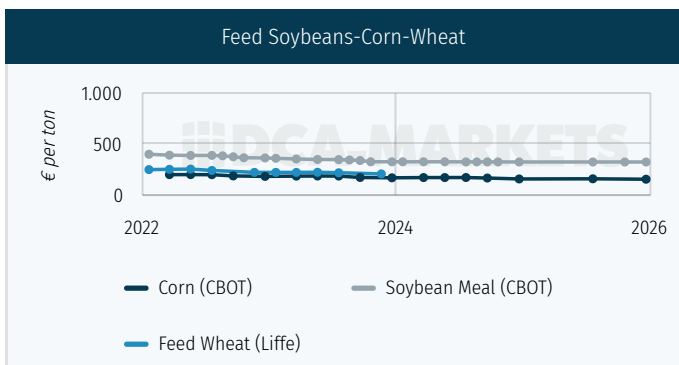
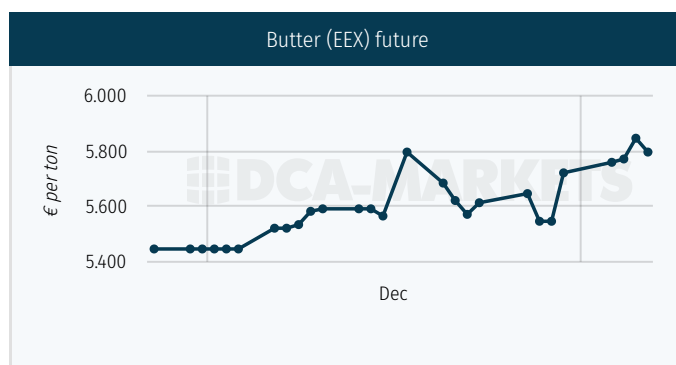
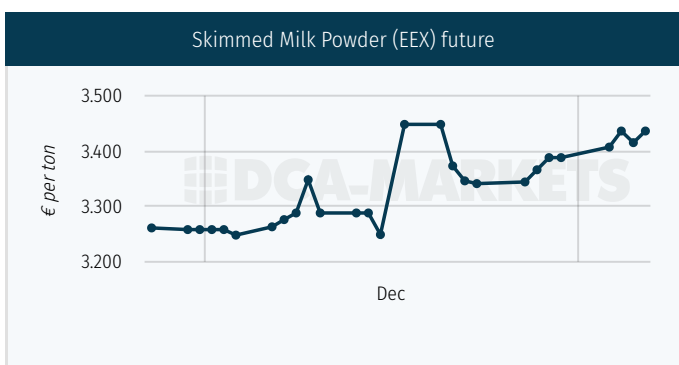
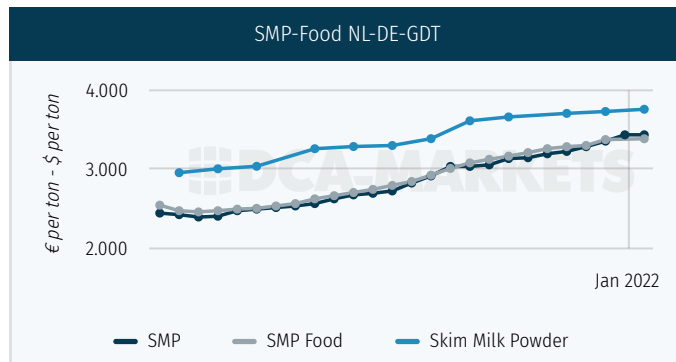
DCA Fresh Lactic Butter 5900 -10 -0,2% € / ton	Butter - Germany 5750 +25,00 +0,4% € / ton	Butter - United States 4764 +213,63 +4,7% \$ / ton	Butter - EU 5500 +33,90 +0,6% € / ton	Butter GDT 5868 +17,00 +0,3% \$ / ton
---	---	---	--	--

Milk trading started at slightly lower prices compared to last week. Volumes are not high but neither is demand partly because today (6 November) is a holiday in some countries. Cream traded higher in the beginning of the week but prices came down considerably on Tuesday and the rest of the week. Polish butter is pushing prices down in Western Europe. Good demand for SMC pushed prices up.





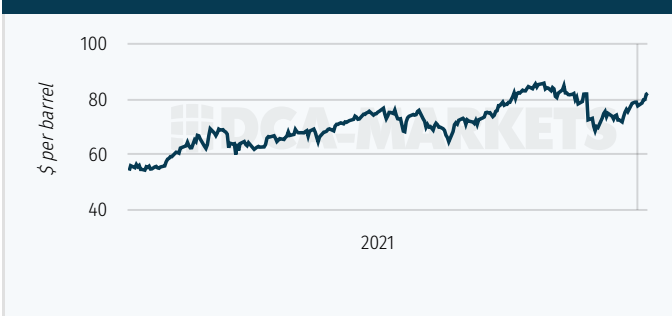
Powder markets remain firm after the holidays. The story has not changed: In general there is little raw material available and powders must keep up with other processed product. SMC is asked for lately which will soon have effect on prices as well.



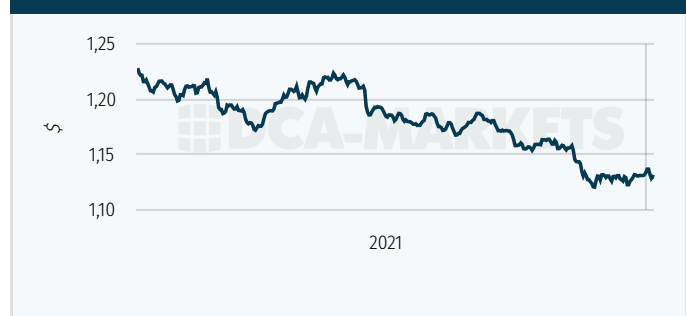
Milk Supply

Month	NL	USA	AU	DE	FR	IT	IE	PL	NZ	UK
<i>Average</i>	<i>1.129,13</i>	<i>8.148,84</i>	<i>718,28</i>	<i>2.686,59</i>	<i>2.029,24</i>	<i>1.039,15</i>	<i>896,89</i>	<i>1.051,74</i>	<i>1.680,70</i>	<i>1.389,44</i>
Nov 2021	1.058,36	7.847,14	897,60						2.884,00	
Okt 2021	1.086,23	8.028,58	942,40	2.551,17	1.914,78	1.026,84	682,14	1.004,45	3.133,00	
Sep 2021	1.064,52	7.847,15	843,50	2.519,26	1.826,91	984,40	802,42	997,10	2.590,00	
Aug 2021	1.123,39	8.164,66	690,60	2.684,42	1.926,25	1.013,36	941,69	1.059,27	1.397,00	
Jul 2021	1.138,41	8.300,47	606,90	2.764,54	1.973,91	1.026,85	1.048,22	1.067,87	305,00	
Jun 2021	1.128,19	8.210,02	641,28	2.710,19	2.036,07	1.029,26	1.100,69	1.077,53	234,00	
Mei 2021	1.213,26	8.572,29	692,06	2.876,51	2.234,01	1.117,00	1.218,74	1.127,62	974,00	
Apr 2021	1.182,60	8.350,59	623,81	2.757,95	2.199,37	1.059,76	1.073,33	1.069,84	1.514,00	1.397,03
Mrt 2021	1.214,58	8.547,13	628,43	2.817,20	2.201,00	1.084,99	848,27	1.097,82	1.844,00	1.381,85
Feb 2021	1.081,79	7.620,35	616,21	2.498,09	1.950,89	1.009,86	356,49	964,15	1.932,00	

Oil (Brent)



EUR / USD



We know you have more to do, than look for commodities and price assessments in all different places! That is why we provide you with a wide range of price assessments made exclusively by DCA-markets, for the markets of potatoes, onions, dairy, cattle feed, pigs, manure and carrots. We also offer you other relevant and related commodities. All of this conveniently combined in one place, and customizable in your own personal dashboards with the possibility to distributed this via automated newsletters like this one.

See DCA-markets.com for more!

[Get a free Trial](#)