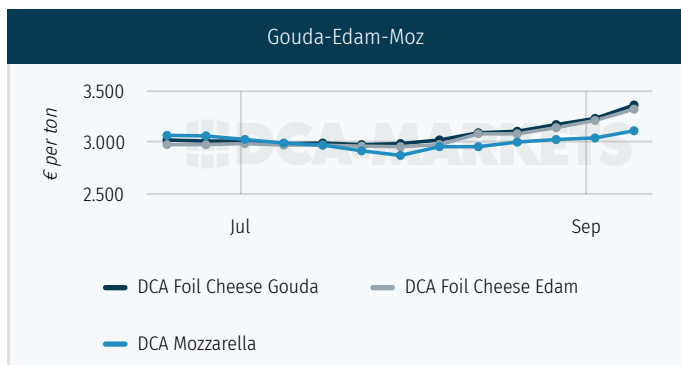
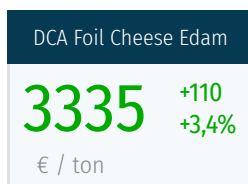
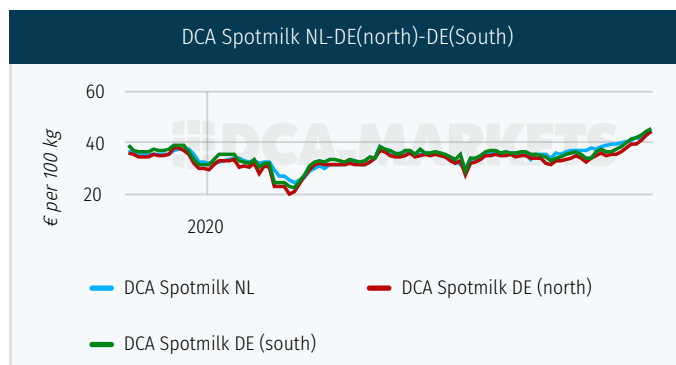


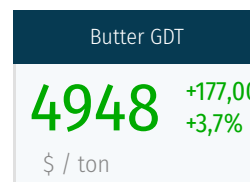
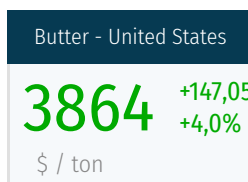
Get a free Trial



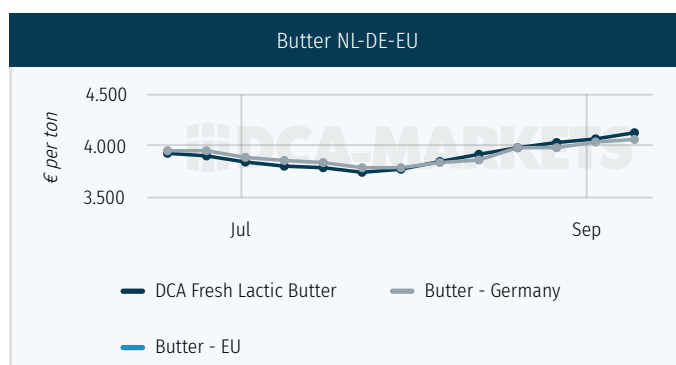
Again an exciting week with again higher prices for raw material; milk, Skimmed Milk Concentrate and Cream. there is a shortage in supply of milk both in US and Europe. Raw milk has also lower content then average. Butter is also higher but should trade higher looking at the cream price but at these levels no one wants to buy. Question is where the new equilibrium will be. Prices for butter reported from the UK are considerably lower then ones from Western Europe.

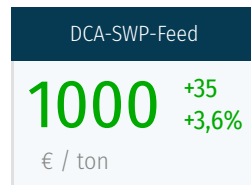
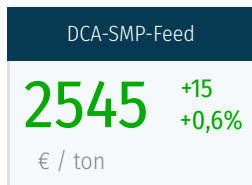


Cheese trades considerably higher again this week. That is all over the board. In particular the prices of Gouda and Edam have come up. Due to low stock, end of holiday season and bigger demand but also because of the higher prices for milk/raw material. Cheddar markets are less turbulent and more in balance but have gone up as well.

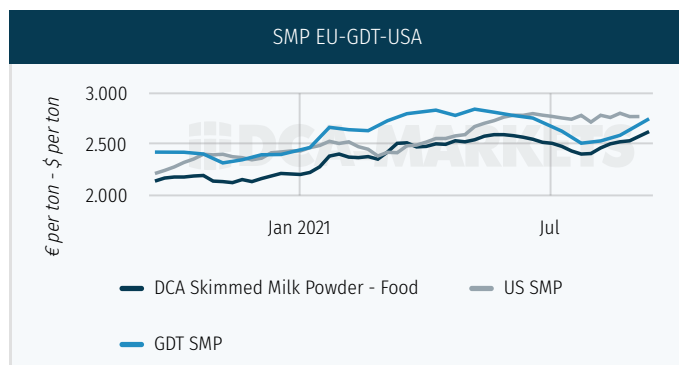
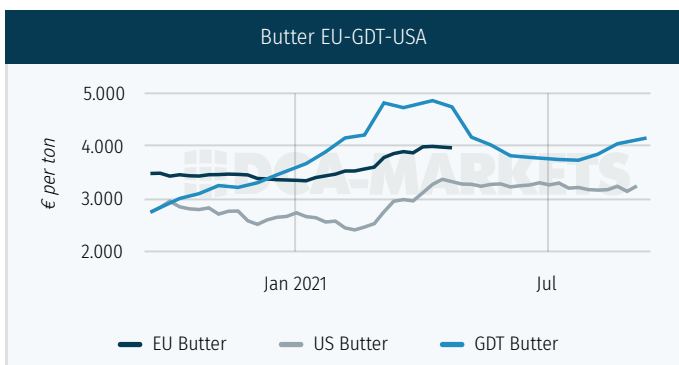
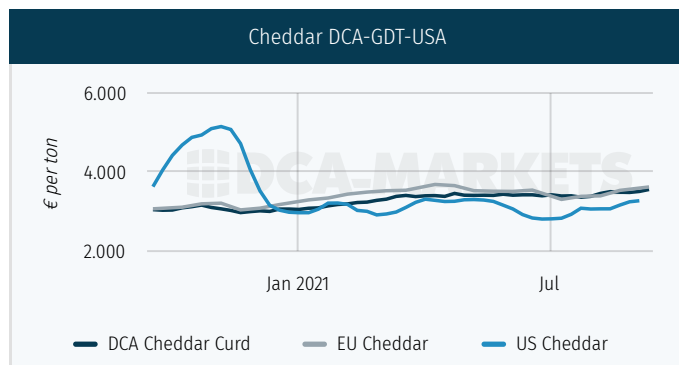
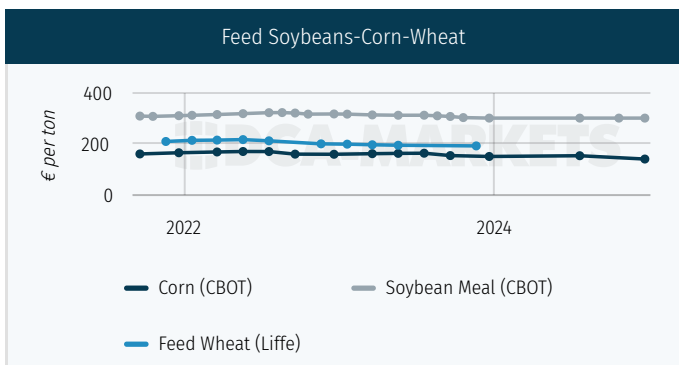
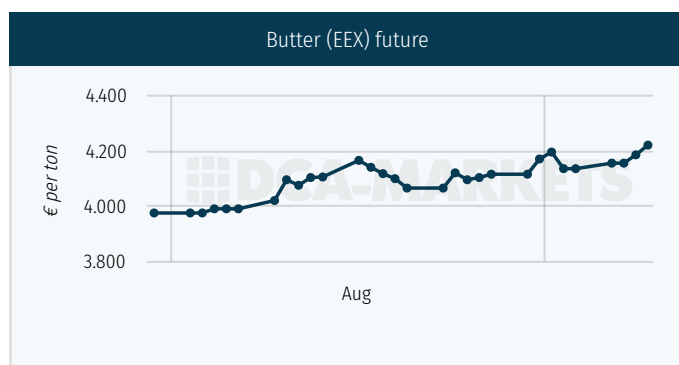
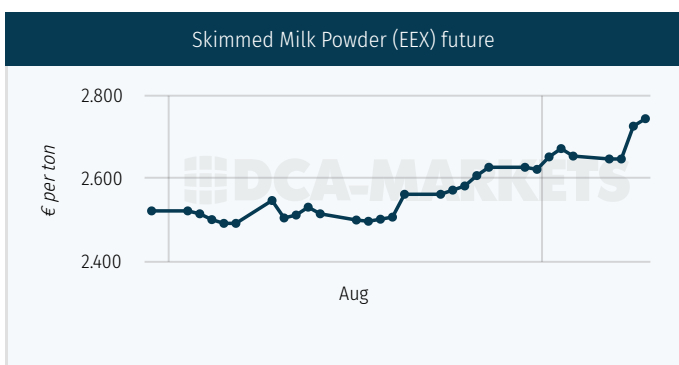
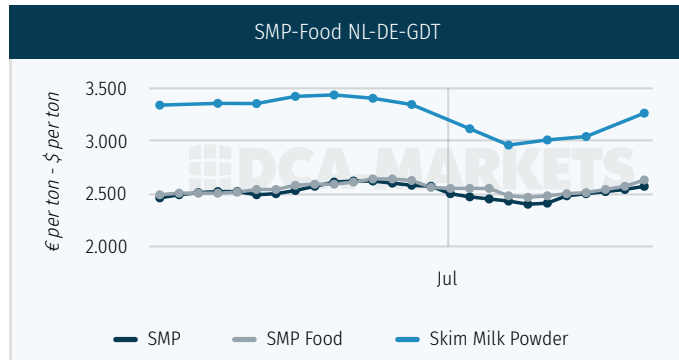


Again an exciting week with again higher prices for raw material; milk, Skimmed Milk Concentrate and Cream. there is a shortage in supply of milk both in US and Europe. Raw milk has also lower content then average. Butter is also higher but should trade higher looking at the cream price but at these levels no one wants to buy. Question is where the new equilibrium will be. Prices for butter reported from the UK are considerably lower then ones from Western Europe.





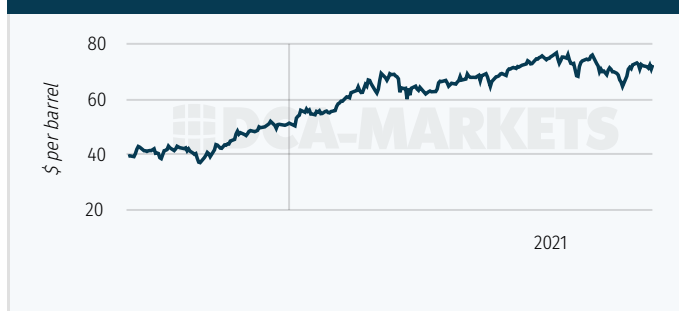
Powders have gone up with all other dairy products. This starts with high prices for milk, cream and concentrate. Whole milk powder does not follow this trend though. Why powders have been calm this week with pretty much activity on SMP food and feed under the impuls of GDT earlier this week.



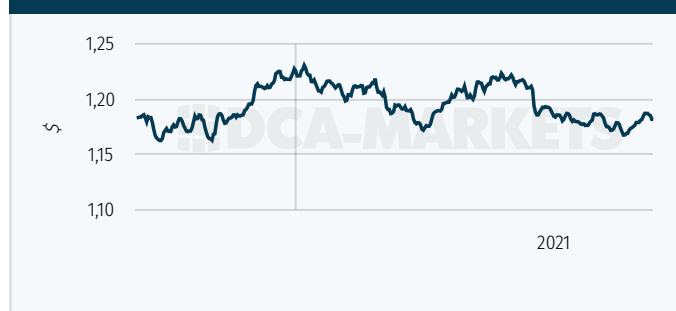
## Milk Supply

Month	NL	USA	AU	DE	UK	FR	IT	IE	PL	NZ
<i>Average</i>	<i>1.154,57</i>	<i>8.193,38</i>	<i>741,52</i>	<i>2.686,89</i>	<i>1.309,49</i>	<i>2.077,05</i>	<i>1.029,09</i>	<i>717,49</i>	<i>1.040,20</i>	<i>1.818,60</i>
Jul 2021	1.138,41	8.300,47						1.048,22		305,00
Jun 2021	1.128,19	8.210,02	641,28	2.710,19		2.036,07	1.029,26	1.100,69	1.077,53	234,00
Mei 2021	1.213,26	8.572,29	692,06	2.876,51		2.234,01	1.117,00	1.218,74	1.127,62	974,00
Apr 2021	1.182,60	8.350,59	623,81	2.757,95	1.397,03	2.199,37	1.059,76	1.073,33	1.069,84	1.514,00
Mrt 2021	1.214,58	8.547,13	628,43	2.817,20	1.381,85	2.201,00	1.084,99	848,27	1.097,82	1.844,00
Feb 2021	1.081,79	7.620,35	616,21	2.498,09		1.950,89	1.009,86	356,49	964,15	1.932,00
Jan 2021	1.187,95	8.298,93	761,77	2.731,40		2.113,01	1.023,70	182,86	1.050,11	2.474,00
Dec 2020	1.166,73	8.203,62	846,31	2.661,30		2.066,62	1.054,97	263,39	1.016,31	2.741,00
Nov 2020	1.101,88	7.801,79	903,70	2.519,41	1.223,40	1.938,13	939,96	468,72	959,84	2.928,00
Okt 2020	1.130,29	8.028,59	960,09	2.610,00	1.235,70	1.954,39	942,35	614,19	998,55	3.240,00

Oil (Brent)



EUR / USD



We know you have more to do, than look for commodities and price assessments in all different places! That is why we provide you with a wide range of price assessments made exclusively by DCA-markets, for the markets of potatoes, onions, dairy, cattle feed, pigs, manure and carrots. We also offer you other relevant and related commodities. All of this conveniently combined in one place, and customizable in your own personal dashboards with the possibility to distributed this via automated newsletters like this one.

See [DCA-markets.com](https://DCA-markets.com) for more!

[Get a free Trial](#)