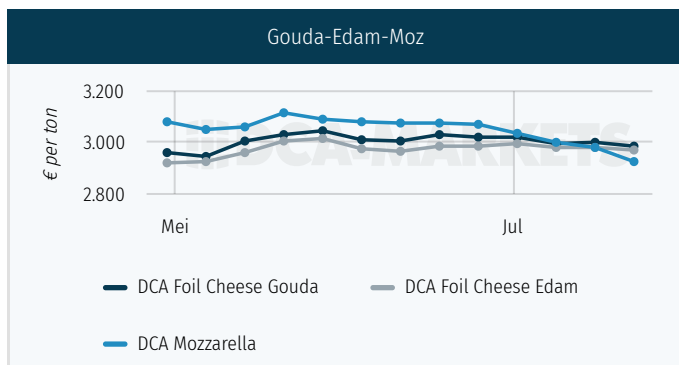
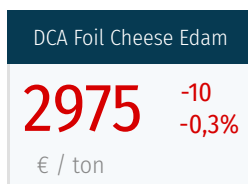
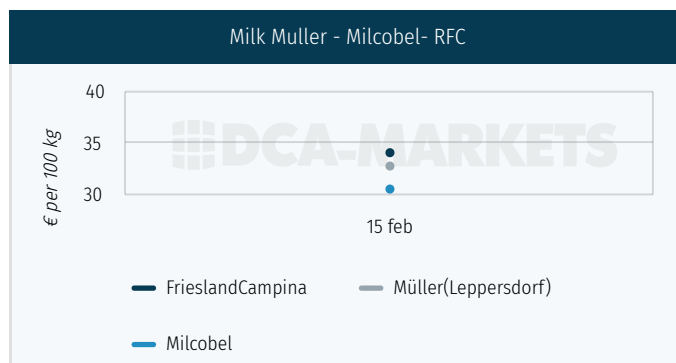


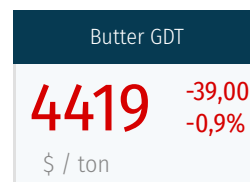
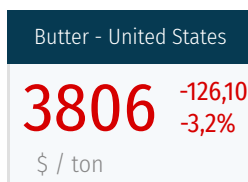
Get a free Trial



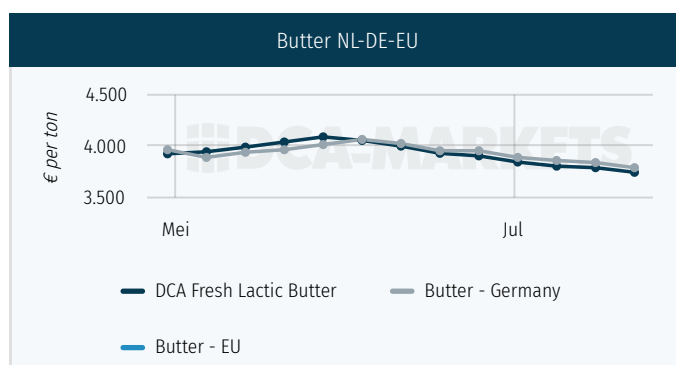
The market is a little bit more stable than last week. Demand has made a recovery after it fell back last week because of the flooding. Milk production is going further down so maybe the market can profit from that in the following weeks.

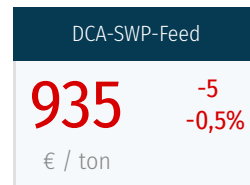


The Cheese market is currently calm and balanced. There are no shortages or oversupplies. Sales in the discount and retail are quiet due to the holidays. Producers don't have a lot of extra volumes so don't experience pressure to sell.

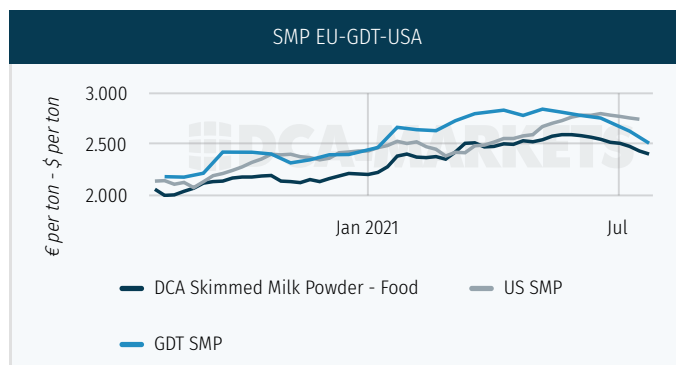
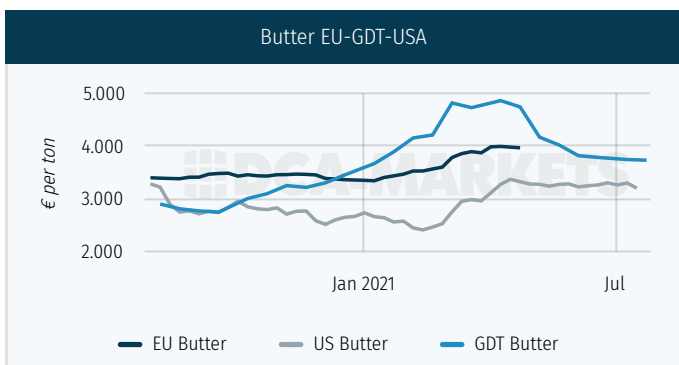
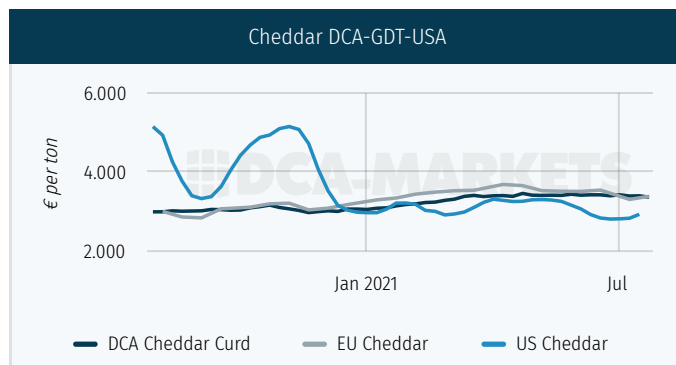
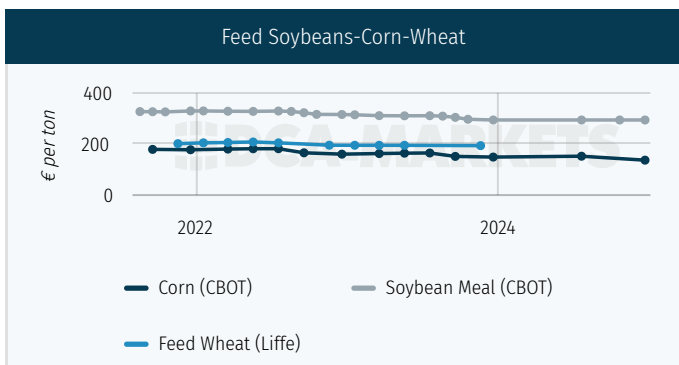
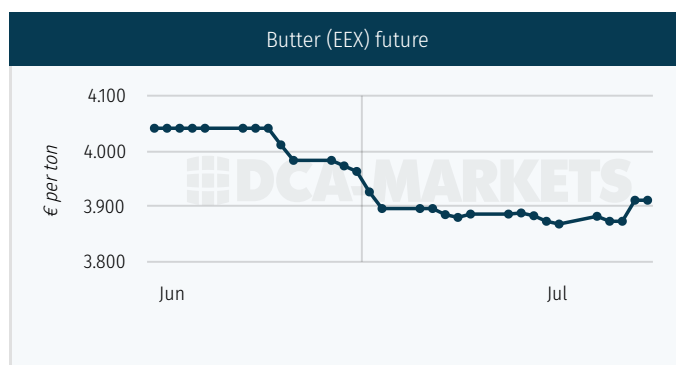
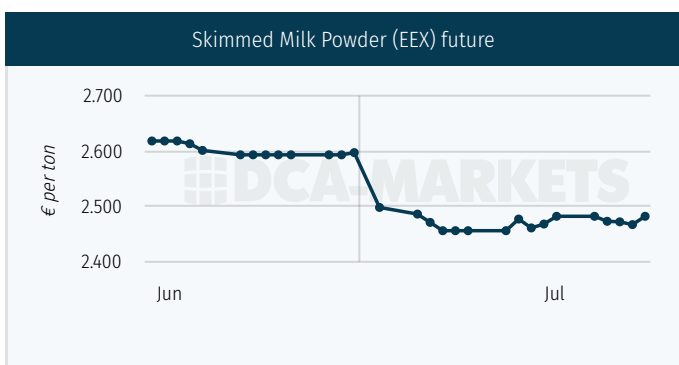
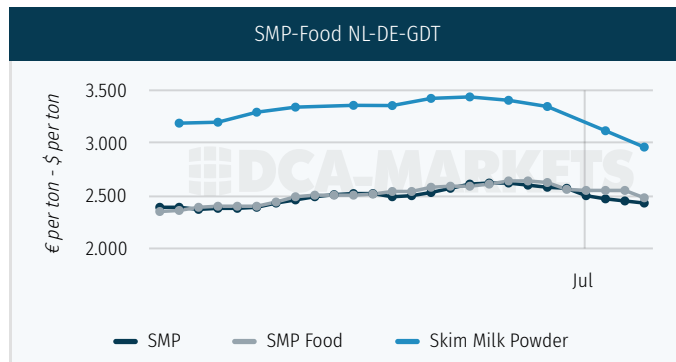


The market is a little bit more stable than last week. Demand has made a recovery after it fell back last week because of the flooding. Milk production is going further down so maybe the market can profit from that in the following weeks.

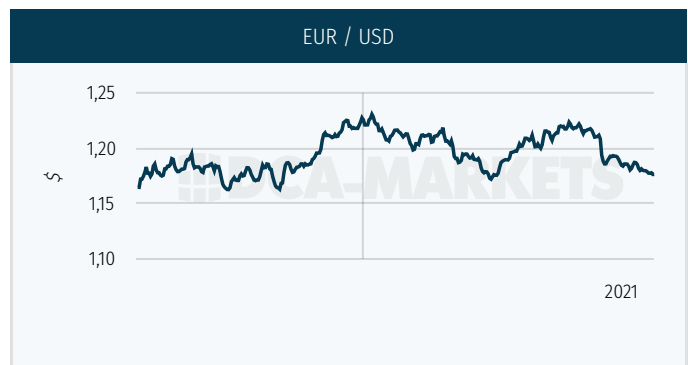
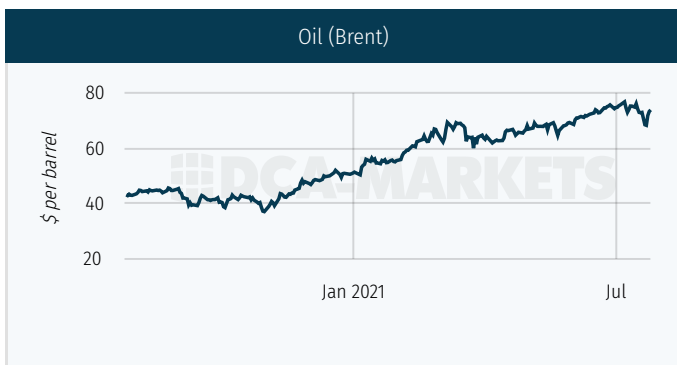




The powdermarkets move very calmly. This is because of the holidays and buyers have no rush. Producers are also holding back a little and don't offer a lot. Buyers are holding back because of insecurities in the markets due to corona. There are very few buyers for the long term.



Milk Supply										
Month	NL	USA	AU	DE	UK	FR	IT	IE	PL	NZ
Average	1.150,72	8.129,90	758,78	2.675,63	1.278,96	2.044,66	1.009,65	667,26	1.033,13	2.182,30
Jun 2021	1.128,19									
Mei 2021	1.213,26	8.572,29	670,56	2.876,51		2.234,01	1.117,00	1.218,74	1.127,62	974,00
Apr 2021	1.182,60	8.350,59	623,81	2.757,95	1.397,03	2.199,37	1.059,76	1.073,33	1.069,84	1.514,00
Mrt 2021	1.214,58	8.547,13	628,43	2.817,20	1.381,85	2.201,00	1.084,99	848,27	1.097,82	1.844,00
Feb 2021	1.081,79	7.620,35	616,21	2.498,09		1.950,89	1.009,86	356,49	964,15	1.932,00
Jan 2021	1.187,95	8.298,93	761,77	2.731,40		2.113,01	1.023,70	182,86	1.050,11	2.474,00
Dec 2020	1.166,73	8.203,62	846,31	2.661,30		2.066,62	1.054,97	263,39	1.016,31	2.741,00
Nov 2020	1.101,88	7.801,79	903,70	2.519,41	1.223,40	1.938,13	939,96	468,72	959,84	2.928,00
Okt 2020	1.130,29	8.028,59	960,09	2.610,00	1.235,70	1.954,39	942,35	614,19	998,55	3.240,00
Sep 2020	1.110,38	7.801,79	859,83	2.582,33	1.200,10	1.882,11	931,60	753,45	997,27	2.708,00
Aug 2020	1.140,34	8.073,94	717,04	2.702,13	1.235,70	1.907,11	932,28	893,15	1.049,74	1.468,00



We know you have more to do, than look for commodities and price assessments in all different places! That is why we provide you with a wide range of price assessments made exclusively by DCA-markets, for the markets of potatoes, onions, dairy, cattle feed, pigs, manure and carrots. We also offer you other relevant and related commodities. All of this conveniently combined in one place, and customizable in your own personal dashboards with the possibility to distributed this via automated newsletters like this one.

See [DCA-markets.com](https://DCA-markets.com) for more!

[Get a free Trial](#)